



Release Notes

Legal notice

Copyright

© 2018 LAVASTORM ANALYTICS, INC. ALL RIGHTS RESERVED. THIS DOCUMENT OR PARTS HEREOF MAY NOT BE REPRODUCED OR DISTRIBUTED IN ANY FORM WITHOUT THE WRITTEN PERMISSION OF LAVASTORM ANALYTICS, INC.

Apache Hive, Hive are trademarks of The Apache Software Foundation.

Apache Spark, Spark, Apache, and the Spark logo are trademarks of The Apache Software Foundation.

Microsoft and SharePoint are either registered trademarks or trademarks of Microsoft Corporation in the United States and/or other countries.

MongoDB and Mongo are registered trademarks of MongoDB, Inc.

Qlik®, Qlik Tech®, QlikView® and the Qlik Tech logos are trademarks or registered trademarks of Qlik Tech International AB.

Salesforce, SALESFORCE.COM and others are trademarks of salesforce.com, inc. and are used here with permission.

Tableau and Tableau logo are registered trademarks of Tableau Software, Inc.

TIBCO® Enterprise Runtime for R are either registered trademarks or trademarks of TIBCO Software Inc. and/or its subsidiaries in the United States and/or other countries.

The names of actual companies and products mentioned herein may be trademarks or registered trademarks of their respective owners.

Disclaimer

No representation, warranty or understanding is made or given by this document or the information contained within it, and no representation is made that the information contained in this document is complete, up to date or accurate. In no event shall LAVASTORM ANALYTICS, INC. be liable for damages or losses of any kind in connection with, or arising from its use, whether or not LAVASTORM ANALYTICS, INC. was made aware of the possibility of such damage or loss.



Tip: We recommend that you check our website for the latest documentation as minor updates or improvements may be made to the Help between releases.



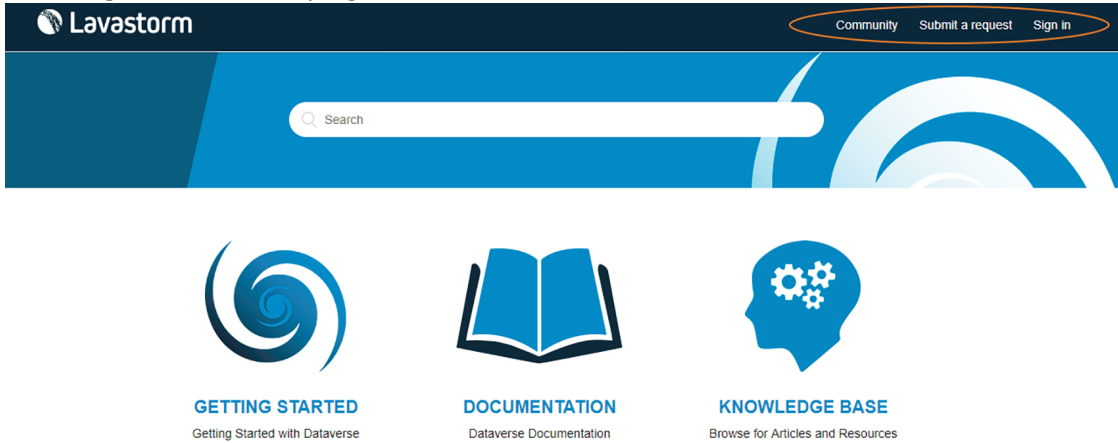
Note: The images in this help are used purely for illustrative purposes and may display license-dependent functionality.

Contact us

If you encounter any technical issues, we recommend that you visit the Dataverse Forums at help.lavastorm.com. If your query has not been discussed previously in the forums, you can create a new topic and receive answers from our Dataverse experts.

Alternatively, you can log a support ticket:

1. Select **Sign in** from the top right corner of the screen:



If you are not already a registered Support Portal user, click **Sign up**:

The screenshot shows the 'Sign in to Lavastorm' form. It includes an 'Email' input field, a 'Password' input field, and a 'Stay signed in' checkbox. A prominent 'Sign in' button is located below the input fields. Below the button, there is a security notice: 'Your credentials will be sent over a secure connection'. There are also links for 'Cancel', 'Forgot my password', and 'New to Lavastorm? Sign up'. The 'Sign up' link is circled in orange. At the bottom, there is a link for 'Have you emailed us? Get a password'.

2. Once you have registered and signed in, select **Submit a request** from the top right corner of the screen.
3. Complete all fields, then click **Submit** at the bottom of the screen.

Download

Lavastorm recommends that you use the latest version of the product. To download Dataverse, please go to <http://www.lavastorm.com/product-downloads/>.

Our product is constantly evolving and input from you is highly valued. If you have any suggestions, please contact the product team at product@lavastorm.com.

Table of contents

| | |
|--|-----------|
| 1. Welcome to Dataverse | 1 |
| 1.1 Release overview | 1 |
| 1.2 Setup requirements | 3 |
| 2. What's new in 3.2.3? | 6 |
| 2.1 New features and enhancements | 6 |
| 2.2 Corrected issues | 6 |
| 3. What's new in 3.2.2? | 8 |
| 3.1 New features and enhancements | 8 |
| 3.2 Corrected issues | 10 |
| 4. What's new in 3.2.1? | 14 |
| 4.1 New features and enhancements | 14 |
| 4.2 Corrected issues | 15 |
| 5. What's new in 3.2.0? | 18 |
| 5.1 New features and enhancements | 18 |
| 5.2 Corrected issues | 20 |
| 6. Known issues and limitations | 24 |
| 6.1 Third parties | 24 |
| 6.2 Web application | 25 |

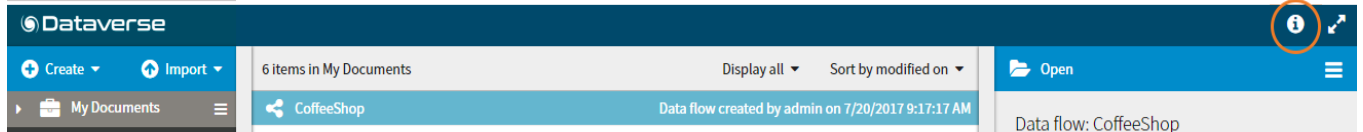
1. Welcome to Dataverse

Dataverse is a web application that provides a comprehensive solution for agile data management and analysis, allowing you to build analytic applications that can be shared across teams with other Dataverse users. For more information about our Dataverse server and desktop product options, please visit <http://www.yourdataverse.com/product/#features>.



Note: This document provides release information for all releases of Dataverse from version 3.2.0 onwards. If you require release information for a previous release of Dataverse, please contact us at help.lavastorm.com.

For information on installing Dataverse, please see the installation guide. Once you are up and running, you can access the Getting Started guide in the integrated product help by clicking the Help icon in the corner of the screen:



1.1 Release overview

Dataverse enables you to acquire data from one or more sources, then analyze, reconcile, and transform the data before publishing to a file, database or external system.

Acquire data

You can import data from sources such as Microsoft Excel or CSV, or from big data platforms such as Hadoop or MongoDB by using one of the Input Connector nodes.

Build data flows to analyze your data

You can create data flows by connecting nodes and configuring their properties to customize the analysis that is performed on the underlying data at each step. Each node performs an operation on the input data and provides output data for subsequent nodes. To help beginner and intermediate users get started, you can filter the number of nodes that are displayed to show only a curated set of commonly used nodes. If you are looking for our more advanced nodes, you can easily switch to display all available nodes, or search to find a specific node.

At each step through your data flow, you can view the underlying data in the data viewer, allowing you to validate the business logic and to discover patterns in the data which suggest new avenues of inquiry. When viewing large data sets, you can filter and sort the data to display only relevant information.

Data flows are executed interactively using the tools in the Designer user interface. Depending on your license, you can also configure data flows to automatically execute on a scheduled basis.

Simplify and reuse

You can simplify complex data flows by grouping subsets of nodes into a single composite node, and you can create custom library nodes for reuse in multiple data flows.

Share and publish results

You can share custom nodes and data flows with other users. Data from any point within the data flow can be exported to an external file for external viewing and sharing.

Finally, you can publish the results of your analysis to a file or another system, for example to Microsoft Excel or to a data visualization tool such as Tableau or Qlik by using one of the Output Connector nodes.

LDAP/AD and SSO integration

In the Dataverse Server product, administrators can import users and groups from an LDAP/AD server. Dataverse can be configured to synchronize with an LDAP/AD server at regular intervals. Subject to licensed features, you can also integrate Dataverse with CA Single Sign-On. In this case, users can either be created on demand or locally in Dataverse, or users can be created from their LDAP/AD account.

1.2 Setup requirements











| | Dataverse Server | Dataverse Desktop |
|-----------------------------------|--|--|
| <p>Supported platforms</p> | <p>The following operating systems are supported on the Dataverse server product:</p> <ul style="list-style-type: none"> • Windows Server 2016 64-bit (Server with Desktop Experience) • Windows Server 2012R2 64-bit • RedHat Enterprise 6.X 64-bit • RedHat Enterprise 7.X 64-bit <p>The following browsers are supported on both server and desktop:</p> <ul style="list-style-type: none"> • Chrome • Internet Explorer 11 | <p>The following operating systems are supported on the Dataverse single-user desktop product:</p> <ul style="list-style-type: none"> • Windows 7 64-bit • Windows 10 64-bit |

| | Dataverse Server | Dataverse Desktop |
|---|---|---|
| System requirements | <p>The minimum hardware specification for the server product is as follows:</p> <ul style="list-style-type: none"> • 8GB RAM base + 1GB for Database + 2GB per core. • Minimum 4 cores for an on-premises server instance. <div style="border: 1px solid #0070C0; padding: 5px; margin-top: 10px;"> <p>Note: As the number of users and/or the number of scheduled jobs increases, you should look to increase the number of cores and thus memory.</p> </div> <p>For installations on Windows Server, you must install the required Visual C++ Redistributable Packages for Visual Studio 2013.</p> <div style="border: 1px solid #0070C0; padding: 5px; margin-top: 10px;"> <p>Note: The Power R node and the nodes in the Statistical and Predictive Node Pack process data in-memory. Additional RAM will be required when processing data sets with a large volume of data. Similarly, if the R node is used, the machine hosting the R environment must have sufficient available RAM to process the data.</p> </div> | <p>The minimum hardware specification for the desktop product is as follows:</p> <ul style="list-style-type: none"> • 8GB RAM. • Intel Core i5 or 4-core equivalent processor minimum (i7 recommended). |
| App server databases | Postgres | H2 |
| Authentication servers (server only) | <ul style="list-style-type: none"> • Active Directory • OpenLDAP | N/A |
| Authentication protocols (server only) | <ul style="list-style-type: none"> • LDAP • LDAPS | N/A |

| | Dataverse Server | Dataverse Desktop |
|-------------------------------------|---|-------------------|
| Single Sign-On (server only) | <p>CA Single Sign-On</p> <p>Dataverse is tested against CA Single Sign-On v12.6 where it is integrated via the SiteMinder Access Gateway component. Other versions of CA Single Sign-On which support the SiteMinder Access Gateway may also work.</p> <p>Integrating with previous versions of CA Single Sign-On, where the SiteMinder Access Gateway is not available, may also work where those versions support the SiteMinder Secure Proxy Server component.</p> | N/A |
| App servers | Tomcat 8.5.34 | |
| Accessible databases | <p>Within the Designer, you can connect your analytic application to a number of databases. The following accessible databases are supported:</p> <ul style="list-style-type: none"> • Oracle 11g, 12c • Teradata 14.10 / 15.10 • MySQL • MS SQL Server 2012 • MongoDB 2.4.9 • Spark 1.5.0 • Hadoop 2.6.0 | |

2. What's new in 3.2.3?

The availability of the following new features, enhancements and corrected issues is dependent on the installed Dataverse edition and licensed features:

-  **NEW** [Tomcat upgrade](#)
-  **FIX** [Import new license](#)
-  **FIX** [Duplicate library paths](#)
-  **FIX** [Correlation nodes](#)
-  **FIX** [Excel File node concatenation error](#)
-  **FIX** [Performance issue](#)
-  **FIX** [Data flow locked for editing](#)
-  **FIX** [Clock dependencies within composites](#)
-  **FIX** [Missing nodes error](#)
-  **FIX** [Scheduled data flows](#)

2.1 New features and enhancements

| Feature | Description |
|--------------------------------|---|
| Tomcat upgrade | The version of the Tomcat application server used with Dataverse has been upgraded to 8.5.34. |

2.2 Corrected issues

| Issue summary | Issue number |
|---|--------------|
| Import new license Resolved an issue to allow a new license file to be imported if the existing license has expired. | LAE-10203 |

| Issue summary | Issue number |
|---|--------------|
| <p>Duplicate library paths</p> <p>Resolved an issue that caused duplicate library path entries to be created when saving a data flow that had been opened from the Directory by double-clicking.</p> | LAE-10354 |
| <p>Correlation nodes</p> <p>Resolved an issue where the default Python script was not being automatically populated in the Advanced tab of the ConfigureFields property when inputs were connected to the Lookup or Merge nodes.</p> | LAE-10394 |
| <p>Excel File node concatenation error</p> <p>Resolved an error that caused the Excel File node to fail when importing multiple Excel files containing the same field name with different data types.</p> | LAE-10396 |
| <p>Performance issue</p> <p>The performance of the application has been improved when adding connections and bend points to the canvas.</p> | LAE-10397 |
| <p>Data flow locked for editing</p> <p>In some cases, the application incorrectly displayed a Locked for Editing message when a user opened a data flow in multiple tabs, rather than providing an option for the user to open the last saved version of the document. This issue has now been resolved.</p> | LAE-10411 |
| <p>Clock dependencies within composites</p> <p>Resolved an issue that was found when running composite nodes that contained clock dependencies.</p> | LAE-10419 |
| <p>Missing nodes error</p> <p>In some cases, nodes were not saved on data flows that had been edited, saved and then re-opened using the double-click action from the Directory. This issue has now been resolved.</p> | LAE-10429 |
| <p>Scheduled data flows</p> <p>In some instances, scheduled data flows failed to complete a run due to the node container not shutting down correctly. This issue has now been resolved.</p> | LAE-10439 |

3. What's new in 3.2.2?

The availability of the following new features, enhancements and corrected issues is dependent on the installed Dataverse edition and licensed features:

- | | | | |
|-------|---|-------|--|
| ★ NEW | Move conflict management | ✓ FIX | Unresolved node properties |
| ★ NEW | CSV/Delimited Input node updates | ✓ FIX | In-container node processing |
| ★ NEW | Import LNA via REST API | ✓ FIX | Editing property values |
| ★ NEW | Performance improvement | ✓ FIX | Node connections |
| ✓ FIX | Property sources | ✓ FIX | XML Data and JSON Data nodes |
| ✓ FIX | Canvas display | ✓ FIX | Custom library nodes |
| ✓ FIX | Number display in the data viewer | ✓ FIX | Node output pins |
| ✓ FIX | Correlation nodes | ✓ FIX | Composite inputs |
| ✓ FIX | S3 List node | ✓ FIX | Deleting data flows |
| ✓ FIX | Breadcrumb name | ✓ FIX | Grouping nodes |

3.1 New features and enhancements

| Feature | Description |
|--|---|
| Move conflict management | <p>When you move documents between folders, if there are any conflicts with existing items you can choose to overwrite the existing document, or change the name or ID of the item that is being moved.</p> <p>For more information, see the "Move conflicts" section in the integrated product help.</p> |

| Feature | Description |
|---|--|
| <p>CSV/Delimited Input node updates</p> | <p>The CSV/Delimited Input node now offers increased flexibility as you can optionally derive the values for format-related properties from an input field, and you can auto-detect the CSV format and the character set of the input data.</p> <p>There are three new node properties: HasHeaderLine, DetectOnly and NumSampleRows. The HasHeaderLine property allows you to specify if the input data contains a header line with field names. The DetectOnly property can be set to auto-detect the file character set by sampling the data, and the maximum number of rows used in the detection process can be set by using the NumSampleRows property.</p> <p>For more information, see the "CSV/Delimited Input" node help topic in the integrated product help.</p> |
| <p>Import LNA via REST API</p> | <p>It is now possible to import an LNA file containing nodes or data flows via the Dataverse REST API.</p> <p>For more information, see the "LNA Import" section of the Dataverse API documentation.</p> |
| <p>Performance improvement</p> | <p>The performance of the application has been improved when navigating the user interface, moving and deleting directory items, and editing property values on data flows that contain a large number of nodes within a single composite.</p> <p>The execution performance has also been improved, particularly in the case of concurrent execution of multiple data flows (by multiple users or schedules), loop execution, and when running nodes processing small amounts of data.</p> |

3.2 Corrected issues

| Issue summary | Issue number |
|---|----------------------------------|
| <p>Property sources</p> <p>Resolved an issue with nodes that have source based properties, where changing the property source was not recognized for example, changing the variant of the Input property on the CSV/Delimited Input node from Data (from Filename) to Data (from Filename Field).</p> <p>It is now possible to enter a custom value in a choice type property that has multiple property sources. For example, on a choice type property that has a (from Field) variant, if you typed "3" into the property field, but the dropdown choices were 1 or 2, the value would revert to one of the choice options, preventing you from saving the custom value "3". This issue has now been resolved.</p> | <p>LAE-9828</p> <p>LAE-10364</p> |
| <p>Canvas display</p> <p>The canvas screen now responds more quickly to display underlying nodes when the left or right side panels are resized.</p> | <p>LAE-10080</p> |
| <p>Number display in the data viewer</p> <p>Resolved an issue where in some cases numbers were displayed in the data viewer with a loss of precision.</p> | <p>LAE-10141</p> |

| Issue summary | Issue number |
|---|--------------|
| Correlation nodes | |
| If you have applied a pattern to exclude input fields from the output, you cannot rename the fields by pattern. If an exclude pattern is applied to a set of input fields with an existing rename pattern, the rename pattern is cleared. | LAE-9683 |
| Resolved an issue where editing the Advanced tab of the ConfigureFields property caused the Lookup node to become unusable. | LAE-10144 |
| The Lookup node now correctly validates field types and reports an error if there is a type mismatch for non-advanced use cases. | LAE-10145 |
| Resolved an issue when using field accessors (for example <code>fields["fieldname"]</code>) with the Lookup and Merge nodes. | LAE-10146 |
| Resolved an issue where editing the Match Keys Grid on the Join, Lookup or Merge nodes was not correctly updating the node logic if you had previously entered script on the Advanced tab. | LAE-9810 |
| Resolved an issue where in some cases the default output pin property value was unset on the Lookup, Join and Merge nodes. | LAE-9914 |
| Resolved an issue that occurred when the input pins of a selected Lookup node were connected to nodes which had already run. | LAE-10336 |
| S3 List node | |
| Resolved an issue where the S3 List node would give incorrect results for any directory that contained more than 1000 files. | LAE-10150 |
| Breadcrumb name | |
| Resolved an issue where the canvas breadcrumb link was not updated when the Save As option was used to save a data flow with a new name. | LAE-10090 |
| Unresolved node properties | |
| Resolved an issue where a deleted node property would remain in the Unresolved Properties list despite a new property with the same name being defined. | LAE-10131 |

| Issue summary | Issue number |
|--|--|
| <p>In-container node processing</p> <p>Resolved an issue caused by temporary files not being created in the correct directory and then not being cleaned up when using in-container node execution.</p> <p>In some cases, nodes that should have been run as part of their own process were run as part of the in-container node process, causing potential performance issues and excessive memory usage on the container. This issue has now been resolved.</p> | <p>LAE-10194</p> <p>LAE-10195</p> <p>LAE-10196</p> |
| <p>Editing property values</p> <p>Resolved a performance issue where the process of updating a property value was taking longer than expected and you could not edit another property during this time.</p> <p>When configuring a node property by inserting a property reference, the referenced value was always inserted at the end of any existing property value, rather than at the selected point. This issue has now been resolved and property references can be inserted at a selected point.</p> | <p>LAE-10057</p> <p>LAE-9058</p> |
| <p>Node connections</p> <p>Resolved an issue where the gray connection between nodes was not visible immediately after being drawn.</p> | <p>LAE-10072</p> |
| <p>XML Data and JSON Data nodes</p> <p>Resolved an error that was encountered when importing XML or JSON data that contained field names which conflicted with internally generated fields.</p> <p>Resolved an error with the JSON Data node that was encountered when importing multiple JSON files with different file structures.</p> <p>As part of this fix, the performance of the JSON Data node when processing a large number of output fields has been greatly improved.</p> | <p>LAE-10147</p> <p>LAE-10372</p> |
| <p>Custom library nodes</p> <p>Resolved an issue where custom library nodes with different names were incorrectly displaying in the Nodes panel with the same name.</p> | <p>LAE-10140</p> |

| Issue summary | Issue number |
|---|--------------|
| <p>Node output pins</p> <p>Resolved an issue where additional node output pins would appear when a node was dragged onto the canvas from the Nodes panel.</p> | LAE-10051 |
| <p>Composite inputs</p> <p>Resolved an issue where additional composite inputs would appear on the canvas when drilling in and out of composite nodes.</p> | LAE-10356 |
| <p>Deleting data flows</p> <p>Resolved an issue where in some cases the application was not able to correctly delete data flows when multiple items were selected to delete, and the data flows selected for delete had associated run information. The application would incorrectly report that the data flow could not be deleted as it had running executions.</p> | LAE-10301 |
| <p>Grouping nodes</p> <p>Resolved an error that occurred when grouping nodes that were connected to other nodes in the data flow which had already been executed.</p> | LAE-10376 |

4. What's new in 3.2.1?

The availability of the following new features, enhancements and corrected issues is dependent on the installed Dataverse edition and licensed features:

- | | |
|--|---|
| ★ NEW Performance improvement | ✓ FIX Web application startup |
| ★ NEW Python version upgrade | ✓ FIX User interface responsiveness |
| ★ NEW JSON Data node fragment support | ✓ FIX Excel File node |
| ★ NEW Show hidden properties | ✓ FIX Statistics node |
| ★ NEW About Dataverse | ✓ FIX Library paths |
| ✓ FIX Decryption of password property values | ✓ FIX Transpose node |
| ✓ FIX Import legacy data flow | ✓ FIX Unresolved properties |
| ✓ FIX Schedules | ✓ FIX Run property textual substitution |
| ✓ FIX Multiple imports of a data flow | ✓ FIX Concurrent editing |
| ✓ FIX Directory | ✓ FIX Node connection display |

4.1 New features and enhancements

| Feature | Description |
|---|--|
| Performance improvement | The performance of the application has been greatly improved when working with large data flows. For example, you may notice performance improvements when you first open a data flow after importing it, or when you navigate in and out of composites. |
| Python version upgrade | The Python node has been upgraded to work with the 2.7.15 release of Python, benefiting from the latest security updates. |
| JSON Data node fragment support | The JSON Data node provides improved data handling, allowing you to import JSON fragments. Previously, the JSON Data node could only import JSON data that was formatted as a single object. |

| Feature | Description |
|--|---|
| Show hidden properties | <p>There are a number of node properties which are ordinarily hidden from the default view. If you need to view or edit these properties, for example when working with support, there is now an option to show hidden node properties and override the default values.</p> <div style="border: 1px solid #0070C0; padding: 5px; margin-top: 10px;"> <p>Note: In most cases, you will not need to view or edit these properties. Caution should be exercised when editing the values of hidden node properties.</p> </div> |
| About Dataverse | <p>The About Dataverse screen now includes the option to copy license and server details which can be useful when working with support.</p> <p>Additionally, the Dataverse version is now added to server logs on startup.</p> |

4.2 Corrected issues

| Issue summary | Issue number |
|---|---|
| <p>Decryption of password property values</p> <p>Resolved issue where password property values were corrupted during decryption when running concurrent schedules of a data flow.</p> | LAE-10134 |
| <p>Import legacy data flow</p> <p>Resolved an issue that prevented the import of a legacy data flow which contained errors.</p> | LAE-10128 |
| <p>Schedules</p> <p>Resolved an issue where in some cases, a scheduled data flow would fail to run, and opening the data flow showed a previous state.</p> <p>If a user who does not have the required license attempts to create a schedule, a message is now displayed to explain why the option is unavailable to them.</p> <p>Resolved an issue where opening a scheduled run while it was in progress, showed a static state, rather than showing the data flow running to completion.</p> | <p>LAE-10114</p> <p>LAE-10052</p> <p>LAE-9866</p> |

| Issue summary | Issue number |
|---|-----------------------------------|
| <p>Multiple imports of a data flow</p> <p>Previously, if you imported the same data flow more than once, saving the different imports in different folders, in some cases the run state of the second instance of the data flow was corrupted by deleting or moving the first data flow. This issue has now been resolved.</p> | <p>LAE-10095</p> <p>LAE-10094</p> |
| <p>Directory</p> <p>Resolved an issue in displaying the document list when returning to the Directory from an open data flow.</p> <p>Resolved an issue where double-clicking to drill into a folder in the Directory disabled the multi-select function.</p> | <p>LAE-10100</p> <p>LAE-10043</p> |
| <p>Web application startup</p> <p>Resolved an issue where the web application would in some cases hang on startup.</p> | <p>LAE-10092</p> |
| <p>User interface responsiveness</p> <p>Resolved an issue that caused the user interface to become slow or unresponsive when working with multiple Join, Merge or Lookup nodes in a data flow.</p> | <p>LAE-10089</p> |
| <p>Excel File node</p> <p>The Excel File node now treats whitespace only metadata in the same way as empty header cells. You can control this behavior by using the NullHeaderCellAction property.</p> | <p>LAE-10085</p> |
| <p>Statistics node</p> <p>Resolved an error that was encountered when using the Statistics node with a field that contained Null values.</p> | <p>LAE-10084</p> |
| <p>Library paths</p> <p>Resolved an issue where library paths were not being correctly displayed after a save action until the page was refreshed.</p> | <p>LAE-9903</p> |
| <p>Transpose node</p> <p>The Transpose node now treats empty string and whitespace fields in the same way as Null values.</p> | <p>LAE-9403</p> |

| Issue summary | Issue number |
|--|--------------|
| <p>Unresolved properties</p> <p>Resolved an issue where a run property with the same name as a deleted data flow property was picking up the data flow level property value, rather than the correct run property value. The deleted data flow property is now shown in the Unresolved Properties list, and from here it can be deleted to prevent the incorrect property value being used.</p> | LAE-9811 |
| <p>Run property textual substitution</p> <p>When a node property contains textual substitution referencing a run property, it is now correctly shown as an evaluated value in the Review tab.</p> | LAE-8673 |
| <p>Concurrent editing</p> <p>A Locked for Editing message is now displayed if two users attempt to concurrently edit a shared data flow.</p> | LAE-10059 |
| <p>Node connection display</p> <p>Resolved an issue where in some cases the connection between two nodes that had successfully completed running was not displayed with the usual green color.</p> | LAE-10096 |

5. What's new in 3.2.0?

The availability of the following new features, enhancements and corrected issues is dependent on the installed Dataverse edition and licensed features:



- | | | | |
|-------|---|-------|--|
| ★ NEW | Improved import process | ✓ FIX | Open data flows |
| ★ NEW | Notification of missing library nodes | ✓ FIX | Directory refresh |
| ★ NEW | MongoDB nodes | ✓ FIX | Node logs |
| ★ NEW | Enhanced library node information | ✓ FIX | Rewire composite input |
| ★ NEW | Salesforce node assignment rules | ✓ FIX | Field menu button |
| ★ NEW | Password properties | ✓ FIX | Timeout |
| ★ NEW | Performance improvement | ✓ FIX | Node execution |
| ★ NEW | UI enhancements | ✓ FIX | LAE server connection |
| ★ NEW | JDBC drivers | ✓ FIX | Property "default" value |
| ✓ FIX | Excel File node | ✓ FIX | Schedule a data flow |
| ✓ FIX | Data Converter node | ✓ FIX | Save changes |
| ✓ FIX | Lookup node | ✓ FIX | Node connections |
| ✓ FIX | Output Tableau node | ✓ FIX | Re-run nodes |
| ✓ FIX | JDBC nodes | ✓ FIX | Users and groups |
| ✓ FIX | Launch Dataverse Desktop | | |



Note: The v2 version of the published APIs have been deprecated in this release. We recommend that you upgrade to use v3 of the published APIs.

5.1 New features and enhancements

| Feature | Description |
|---|---|
| Improved import process | When you import a document, you are now able to choose a target folder, and if there are any import conflicts, you can decide whether to overwrite the existing document or import to a different location. |

| Feature | Description |
|---------------------------------------|---|
| Notification of missing library nodes | <p>When you open a document (data flow or library node), the library paths defined for that document are used to locate all dependencies so that the document can be reconstructed. If there are library nodes used by the document which cannot be found, then your document will not be able to reconstruct itself. In this case, you will see the Library Node Conflicts dialog where you can investigate which nodes are missing and resolve the issue.</p> |
| MongoDB nodes | <p>The MongoDB nodes have been rewritten and now use the 3.6.3 version of the MongoDB driver.</p> <div data-bbox="440 600 1442 695" style="border: 1px solid #0070c0; border-radius: 10px; padding: 10px; margin: 10px 0;"> <p> Note: This is a breaking change. You will need to reconfigure any data flows that contain one of the MongoDB nodes.</p> </div> <p>For more information, please see the MongoDB documentation, for example: https://docs.mongodb.com/ecosystem/drivers/driver-compatibility-reference/</p> |
| Enhanced library node information | <p>If you have a data flow that contains a missing ("unspecified") library node, the error messaging has been improved to include the node's last known name and location. This can help you to identify whether the node is located at a library path that is not referenced by the data flow, or if it has been deleted.</p> |
| Salesforce node assignment rules | <p>The Dataverse Update for Salesforce node has a new UseActiveAssignmentRules property which allows you to override the default Assignment Rule behavior if you do not want to apply the active assignment rules. For more information see the Salesforce documentation, for example: https://developer.salesforce.com/docs/atlas.en-us.api_rest.meta/api_rest/headers_autoassign.htm</p> |
| Password properties | <p>In general, password property values are encrypted. However, to increase the portability of data flows between systems, if a password property contains textual substitution (e.g. <code>{{^otherproperty^}}</code>), the substitution expression is now treated as a string value and is not encrypted. This does not pose a security risk given that the substitution expression is not itself sensitive but rather, is referring to a sensitive value stored elsewhere.</p> <div data-bbox="440 1507 1442 1602" style="border: 1px solid #0070c0; border-radius: 10px; padding: 10px; margin: 10px 0;"> <p> Note: For security, it is therefore recommended that you only substitute password properties into other password properties.</p> </div> |
| Performance improvement | <p>The performance of nodes when processing a moderate number of records has been greatly increased due to a new in-container execution process, whereby nodes are processed in a "container" to reduce the latency in initializing node execution.</p> |

| Feature | Description |
|-----------------|--|
| UI enhancements | The width of dialog boxes has been rationalized to ensure consistency when multiple dialogs are shown in a flow. |
| JDBC drivers | The Amazon Redshift and SQL Server drivers that are shipped with Dataverse have been upgraded. |



Note: All superseded nodes are now hidden from the **Nodes** panel by default. These nodes are still available for backwards compatibility and can be displayed by choosing **Show Superseded Nodes** from the **Nodes** panel menu, however, it is recommended that you begin using the new Python-based nodes where possible.

5.2 Corrected issues

| Issue summary | Issue number |
|---|--------------|
| <p>Excel File node</p> <p>When importing data from an Excel file that contains a broken formula, the error messaging has been improved to help you to identify which cell contains the invalid data.</p> | LAE-9824 |
| <p>Data Converter node</p> <p>The Data Converter node has been fixed so that it will not erroneously convert Unicode type fields into string type fields.</p> | LAE-8372 |
| <p>Lookup node</p> <p>The Lookup node error messaging has been improved in cases where there are duplicate keys on the lookup input.</p> | LAE-9957 |
| <p>Output Tableau node</p> <p>The error messaging has been improved on the Output Tableau node when the specified project does not exist.</p> | LAE-9877 |

| Issue summary | Issue number |
|--|-----------------------------------|
| <p>JDBC nodes</p> <p>Resolved an error that was encountered when working with the JDBC Store node to load data into Teradata tables with the LoadMethod property set to optimized, where some non-string fields contained both null and non-null values. This fix ensures that for the Teradata driver, when storing non-null non-string data, the data to store is set on the driver using the JDBC type of the column against which it is to be bound (if the type is known).</p> | LAE-10012 |
| <p>Launch Dataverse Desktop</p> <p>Resolved an issue where Chrome users were not being automatically directed to the Dataverse login page after launching the Desktop application.</p> | LAE-9925 |
| <p>Open data flows</p> <p>Resolved an issue that prevented you from opening LNAs which were identified as having issues during import.</p> <p>Resolved an error that was seen after viewing a scheduled run then attempting to open a data flow from a different folder in the Directory.</p> <p>Resolved an error that was seen after a restart when attempting to open an existing data flow before creating a new data flow.</p> | LAE-9906 LAE-9891 LAE-10003 |
| <p>Directory refresh</p> <p>The Directory screen will now automatically update to display the latest information after a document is imported and when multiple folders are selected for delete.</p> | LAE-9869 LAE-9598 |
| <p>Node logs</p> <p>Resolved an issue where the node log was becoming corrupted when the Delimited File node imported invalid encoded values into a string field. This fix ensures that the node log will no longer become corrupted in this situation.</p> <p>Resolved an issue where node logs could be erroneously deleted during node execution.</p> | LAE-9722 LAE-9953 |

| Issue summary | Issue number |
|---|----------------------|
| <p>Rewire composite input</p> <p>Resolved an issue where in certain situations, rewiring the input of a composite caused errors when the node was executed.</p> | LAE-9962 |
| <p>Field menu button</p> <p>Resolved an issue where the field menu button was in some cases incorrectly displayed against a white background.</p> | LAE-9671 |
| <p>Timeout</p> <p>Resolved an issue where in some cases, after a period of inactivity, an error message was displayed rather than the timeout screen, preventing continued use of the application.</p> | LAE-9151 |
| <p>Node execution</p> <p>Resolved an issue where a data flow may continue to appear to be running despite the execution having failed to complete successfully.</p> | LAE-9937 |
| <p>LAE server connection</p> <p>Users can now access the web application if the LAE server is down. Additionally, the error handling has been improved when the LAE server is down and a user attempts to execute a node.</p> | LAE-9872 LAE-9871 |
| <p>Property "default" value</p> <p>The default option has been removed from the property drop-down menu to resolve an issue where it was being set incorrectly. You can use the Restore Default Value to return the property value to its default.</p> | LAE-9890 |
| <p>Schedule a data flow</p> <p>Resolved an error that was seen when attempting to select a data flow in the Schedule a Data Flow dialog.</p> | LAE-9907 |
| <p>Save changes</p> <p>Resolved an error that was sometimes encountered when saving immediately after making changes to your data flow.</p> | LAE-9984 |

| Issue summary | Issue number |
|--|----------------------|
| Node connections | |
| Resolved an issue where making a connection from an output pin to an optional input pin caused the application to freeze. | LAE-9986 |
| Resolved an issue where inserting a new node while adding a connection caused the application to freeze. | LAE-9813 |
| Re-run nodes | |
| Resolved an issue where the re-run functionality would not complete successfully when attempting to re-run a set of Create Data nodes that had been edited after an initial run. | LAE-9408 |
| Users and groups | |
| When multiple items are selected in the Directory, and one of the items is an imported user or group, the delete user/group menu option is no longer available. | LAE-9923 |
| Resolved an issue that caused the delete action to fail if there were missing user preferences. | LAE-9919 LAE-9920 |
| The error messaging has been improved on application startup if there are missing user preferences. | LAE-10010 |
| Resolved an issue that caused LDAP/AD updates to fail when a member was missing from a group. | LAE-9935 |
| Resolved an issue that prevented the editing of user groups. | LAE-9909 |
| Resolved an issue that prevented users from being able to log in when one of the user groups within Dataverse was missing a specified member. | LAE-9870 |
| The groups list is now automatically refreshed after any change is made to a group from the Edit Group dialog. | LAE-9737 LAE-9735 |
| Resolved an issue that prevented the creation of a new user with the same name as another user, even if the existing user had been renamed. | LAE-9940 |

6. Known issues and limitations

We would like to make you aware of the following list of issues and limitations.

If you encounter any other technical issues, please get in touch with us. We recommend that you visit the [Dataverse Forum](#). If your query has not been discussed previously in the forums, you can create a new topic and receive answers from our Dataverse experts. Alternatively, you can log a ticket by emailing support at help@lavastorm.com.

6.1 Third parties

The following table lists third party known issues and limitations:

| Feature | Description |
|------------------------|---|
| Apache | <p>The Spark SQL Query node has highlighted some Apache issues in the following scenarios:</p> <ul style="list-style-type: none"> • Selecting a field with binary type fails with the exception "UnresolvedUnionException: Not in union ["bytes", "null"]". This is already raised on Apache JIRA: https://issues.apache.org/jira/browse/AVRO-1401 • Describe operation returns 3 fields (col_name, col_type, comment) however the comment field is handled as not "nullable" but returns a NULL value. <p>The Spark SQL Query node processes against Hive tables. When Hive tables are processed by the cluster, the minimum memory requirement is higher compared to the memory required to run other Spark nodes that do not access Hive. The DriverMemory and ExecutorMemory both have a minimum 5G threshold. We recommend that you increase this for larger environments.</p> |
| Avro | <p>The Avro 1.7.7 specification lists some supported metadata constraints. Specifically, it places restrictions on the names of fields, as follows:</p> <ul style="list-style-type: none"> • The field names must start with [A-Za-z_] • The field names must only contain [A-Za-z0-9_] <p>Avro 1.7.7 does not support date, time and datetime data types. As a result, if you want to upload data and use the Dataverse nodes, these fields will need to be converted to string data types.</p> |

| Feature | Description |
|---------------------|---|
| Hadoop Hive Cluster | <p>When downloading files from the Hadoop Hive Cluster, the WebHDFS API automatically encodes files to base64 format. As a result, it is not always possible to view the contents of the download in the fields on the output.</p> <p>For example, if the DataOutputMode property is set to Field, due to the automatic base64 encoding, the encoded result will be visible instead of the contents.</p> <p>To view the contents, set the DataOutputFieldEncoding property to None. However, this is not always possible due to invalid characters in the original file; in this case, the workaround is to set the DataOutputMode to File and then import the data using one of the input connector nodes.</p> |

6.2 Web application

The following table lists Dataverse known issues and limitations:

| Feature | Description |
|--|--|
| Data viewer | <p>A sample of up to the first 1000 records of node data can be displayed in the data viewer.</p> <p>The data viewer only shows the first line of multi-line values. You can hover over the cell to show the full multi-line value in a tooltip. Selected records can also be copied from the data viewer to another application (e.g. Notepad).</p> |
| Composite library nodes created in previous versions | <p>When importing or running a data flow that was created in an older version of the product, you may see error messages if the data flow contains composite library nodes that have been upgraded since the data flow was first created. If the data flow did not previously show these errors, you can resolve the issues as follows:</p> <ol style="list-style-type: none"> 1. Open the data flow and select all nodes. 2. Choose Apply Auto-Fixes. 3. Save the data flow, then return to the Directory before reopening the data flow. |
| Links from tooltips to help | <p>Although it is not currently possible to open the integrated help from the links in node property tooltips, you can manually navigate to the help by pressing F1 then searching for the relevant topic.</p> |
| Logistic Regression node | <p>The Logistic Regression node does not support Unicode for categorical data.</p> |



© 2018 LAVASTORM ANALYTICS, INC.

An Infogix company.

www.lavastorm.com

Contact support: help.lavastorm.com

Document ID: DV-RN-19

Date of publication: Monday, October 1, 2018